

**Introducing:
The Pennsylvania
Safety Assessment
and Plan**

What's New?

- **Standards applied Statewide**
- **Research Based Criteria**
- **Recognition of Family Strengths in the form of Protective Factors**
- **Instrument is Child Specific -- each child is to be considered individually.**


Who's Responsible

CYS has “singular duty” to conduct Safety Assessments on an ongoing basis.

⌘ AND ⌘

Private providers contracted to CYS must document their own assessments of the sixteen safety factors and communicate any changes to the child's safety to CYS.

To effectively assure safety,



CYS must work collaboratively with families and all other agencies, programs and service providers involved with the family.

Assess safety of children at each and every contact.

Types of contact may include:

- **direct contacts** with persons at school, home, office and court, as well as
- **indirect contacts** such as phone calls, e-mails and written letters.

Look for new or different information about the child's safety.

Document Safety Assessment:

- at every face-to-face contact with child(ren) OR caregiver(s)
- at any other contact providing information that suggests a **change in child(ren)'s safety** or in the responsible person(s) in compliance with the safety plan.

The form is titled 'Safety Assessment' and is used to document safety concerns. It includes fields for 'Family Name', 'Date of Contact', 'Date of Contact Answer', 'Child's Name', 'Date of Birth', 'Gender', 'Race', 'Ethnicity', 'Religion', 'Language', 'Address', 'City', 'State', 'Zip', 'Phone', 'Fax', 'Email', 'Web', 'Social Media', 'Other'. It also has a table with columns for 'Child's Safety' and 'Parental Capacity' and rows for 'Child's Safety' and 'Parental Capacity'.

	Child's Safety	Parental Capacity
1. Child's Safety	Yes No	Yes No
2. Parental Capacity	Yes No	Yes No
3. Child's Safety	Yes No	Yes No
4. Parental Capacity	Yes No	Yes No

Including Required Contacts

(Per Assessed Risk or Placement Policy)

See child(ren) and assess their safety in the place where they currently live:

- at home if at home
- in placement if in placement



When Children are in the Home:



The caseworker must consider:

- ALL of the children residing in the home, and
- ALL of the household members in addition to the alleged perpetrator(s).

While Children are in Placement

Determining safety involves:

- Assessing the safety factors of the current caregivers,
- Identifying sources of stress in the caregivers lives, and/or
- Identifying safety threats within the current placement setting.



Safety Assessment at a Visit

(Supervised or Monitored)

Observations and assessment during visits are an important way of ascertaining whether a child can be safe if returned to the parent.

In this situation the interaction between the visiting parent and the child is observed and assessed.



Completing the Safety Assessment



Family Name: _____ Date of Contact: _____

Place of Contact: _____ Worker: _____



Caregiver(s): _____

STEP 1		Child(ren)'s Name(s):					STEP 2	
Consider every safety threat and protective factor for each child in the home. Mark Y for Yes, N for No in the appropriate column. Factor 16 - Other - may be used to identify additional protective factors OR safety threats.							For each threat present, or protective factor absent, determine if Protective Factor(s) are present that mitigate that threat. Write in what the protective factor is, the person associated with it; and how that protective factor mitigates the threat to safety. If there are no Protective Factors present, write "none".	
Threats to Safety	Y/N	Y/N	Y/N	Y/N	Y/N	Protective Factor		
1. There is reasonable cause to suspect that an act of maltreatment has occurred.								
2. Child sexual abuse is suspected and circumstances suggest continued abuse is likely to occur.								
3. Caregiver and/or household member has threatened to harm the child.								
4. Caregiver has known history of child maltreatment or of violence toward others.								
Protective Factors	Y/N	Y/N	Y/N	Y/N	Y/N			
5. Caregiver describes and acts positively toward child.								
6. Caregiver and/or household member abstains from drug or alcohol use, or uses alcohol or drugs responsibly.								
7. Caregiver and/or household member addresses their own mental and physical health as well as support needs.								
8. Caregiver provides a safe environment for the child.								

STEP 3	Child(ren)'s Name(s):					Note: If children are found to be Conditionally Safe there must be a Safety Plan. If a safety plan exists, this must also be documented in the case record. If the assessment requires no change to the safety decision or plan, this must also be documented in the case record as well as any changes.
Determine the level of safety for each child within the home. Indicate the safety decision by recording an S, C or U in the space provided for each child. Additional space has been provided to include the rationale behind each safety decision.						
Protective Factors	Y/N	Y/N	Y/N	Y/N	Y/N	
9. Caregiver acknowledges their harmful behaviors towards the child.						
10. Caregiver plans for and provides appropriate supervision.						
11. Caregiver and/or household member safely manages conflict in relationships, without physical, emotional or sexual violence.						
12. Caregiver meets immediate needs for food, safe shelter, hygiene, and clothing.						
13. Caregiver meets the child's behavioral, medical and/or special needs.						
14. Family whereabouts are known, family allows access to child; no concern the family will flee.						
15. Child is willing to remain in their current living situation with the caregiver.						
16. Other factors (specify):						
Safety Determination: must be included in the case record for every contact.						Rationale:
Safe = S Conditionally Safe = C Unsafe = U						

Other facts/comments supporting above determination: _____

Step 1. Consider every safety threat and protective factor for each child in the home.

- Four Safety Threats
- Eleven Protective Factors.
- Factor 16 – Other – may be used to identify additional protective factors OR safety threats.

Step 1. (cont.)

- Use the space provided in the heading to write the name of each child **assessed**.
- If a child is **assessed** but **not seen**, put their name in parentheses.
- Mark **Y** for Yes, **N** for No in the appropriate row and column to indicate whether the safety threat or protective factor currently exists for each child.
- If the assessment is the **same** for all of the children one **Y** or **N** and a line through all of the blocks in that row is acceptable.

Completing heading and rating blocks:

Safety Assessment Worksheet

Family Name: Jones

Date of Contact: 4/7/06

Place of Contact: Family Home

Worker: Becky Grove

Caregiver(s): Tom and Mary Jones

Step 1. Consider every safety threat and protective factor for each child in the home. Mark Y for Yes, N for No in the appropriate column. Factor 16 - Other - may be used to identify additional protective factors OR safety threats.	Child(ren)'s Name(s):					Step 2. For each threat present, or protective factor absent: determine if Protective Factor(s) are present that mitigate that threat. Write in what the protective factor is, the person associated with it, and how that protective factor mitigates the threat to safety. If there are no Protective Factors present, write "none".
	Sam	Billy	(Tommy)	Cindy		
Threats to Safety	Y/N	Y/N	Y/N	Y/N	Y/N	Protective Factor
1. There is reasonable cause to suspect that an act of maltreatment has occurred.	N	Y	N	N		
2. Child sexual abuse is suspected and circumstances suggest continued abuse is likely to occur.	N	_____				

Criteria and Definitions

- The criteria are defined with examples.
- More than one example may apply.
- Not all examples need be present for the criteria to apply.

“AND/OR”

Threats to Safety

1. **There is reasonable cause to suspect that an act of maltreatment has occurred.**
2. **Child sexual abuse is suspected and circumstances suggest continued abuse is likely to occur.**
3. **Caregiver and/or household member has threatened to harm the child.**
4. **Caregiver has known history of child maltreatment or violence toward others.**




1. There is reasonable cause to suspect that an act of maltreatment has occurred.



- Child has an injury/injuries inconsistent with history;
- A weapon or object was used to inflict harm;
- Caregivers' abusive behavior towards the child resulted in an injury;
- Caregiver does not show any remorse or acknowledge any guilt or wrongdoing for their actions;
- The incident was planned;
- Discipline used is brutal and/or extreme; and/or
- Caregiver wanted to inflict pain and/or injury to teach the child a lesson.

2. Child sexual abuse is suspected and circumstances suggest continued abuse is likely to occur

- **Alleged perpetrator or perpetrator has access to the child;**
- **Caregiver or others with access to the child have forced or encouraged child to engage in sexual activities; and/or**
- **Non-offending caregiver is unable or unwilling to prevent the alleged perpetrator or perpetrator from having access to the child.**




3. Caregiver and/or household member has threatened to harm the child.

- A weapon or object was used to threaten harm;
- Caregiver has a history of acting on threats causing serious non-accidental abuse or injury;
- Caregiver threatens to retaliate against child for agency involvement or cooperation with agency representatives;
- Caregiver's threats of specific actions or inactions will result in serious harm of the child; and/or
- One or both caregivers fear they will maltreat child.



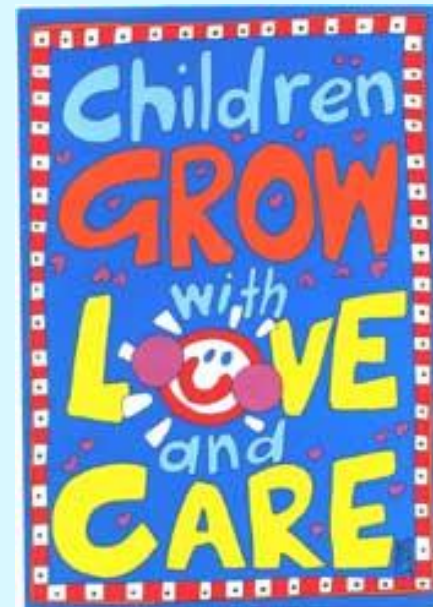
4. Caregiver has known history of child maltreatment or violence toward others

- Assessment of all case records reveals a **pattern/history of abuse**;
- There have been **repeated referrals** to CYS;
- Caregiver and/or person with access to the child **has retaliated or threatened retribution** against child for **past incidents**; and/or
- Caregiver and/or person with access to the child has **past convictions regarding violent behaviors** and acts towards others that may include: **assault, homicide, sexual assault, rape, or criminal acts involving weapons.**



Protective Factors

5. Caregiver describes and acts positively toward child.
6. Caregiver and/or household member abstains from drug or alcohol use, or uses alcohol or drugs responsibly.
7. Caregiver and/or household member addresses their own mental and physical health as well as support needs.
8. Caregiver provides a safe environment for the child.
9. Caregiver acknowledges their harmful behaviors towards the child.
10. Caregiver plans for and provides appropriate supervision.



Protective Factors (cont.)

11. Caregiver and/or household member safely manages conflict in relationships, without physical, emotional or sexual violence.
12. Caregiver meets immediate needs for food, safe shelter, hygiene, and clothing.
13. Caregiver meets the child's behavioral, medical and/or special needs.
14. Family whereabouts are known; family allows access to child; no concern the family will flee.
15. Child is willing to remain in their current living situation with the caregiver.



5. Caregiver describes and acts positively toward child.

- Caregiver refers to the child affectionately (does not refer to the child in demeaning or derogatory terms);
- Caregiver can identify the child's strengths;
- There is a positive bond between the child and the caregivers;
- Child's emotional needs are met;
- Child is **NOT** a scapegoat or blamed for causing the caregiver's problems.



6. Caregiver and/or household member abstains from drug or alcohol use, or uses alcohol or drugs responsibly.



- Caregiver, household member, or persons visiting the home do not use and/or sell illegal drugs;
- Caregiver uses alcohol responsibly and is able to maintain effective supervision of the child;
- Prescription drugs are taken as prescribed;
- Caregiver is not incapacitated due to drug and alcohol usage;
- Drug and alcohol paraphernalia are not accessible to the children;

6. Caregiver and/or household member abstains from drug or alcohol use, or uses alcohol or drugs responsibly. (cont.)

- Episodes of domestic violence are not present or have not increased in severity and/or frequency as a result of the use of alcohol and/or other drugs by either the caregiver and/or the batterer.



7. Caregiver and/or household member addresses their own mental and physical health as well as support needs.



- Caregiver follows through with recommendations regarding therapy and takes medication as prescribed for mental and physical health needs;
- Caregiver has the physical capabilities and mental functioning to care for the child;
- Caregiver has an active support network.

8. Caregiver provides a safe environment for the child

- Caregiver is able and willing to protect the child from harm; and
- Caregiver is not influenced by the alleged perpetrators' controlling behaviors, intimidation, coercion and/or violence against the caregiver.



9. Caregiver acknowledges their harmful behaviors towards the child.



- Caregiver takes responsibility for their current and prior actions that have inflicted harm to the child;
- Caregiver does not justify and/or rationalize harmful behaviors as parental right;
- Expressions of regret or sorrow are credible;
- Caregiver exhibits empathy for the child's condition, injuries and vulnerability; and/or
- Caregiver acknowledges the pattern of domestic violence and takes appropriate steps to protect the child.

10. Caregiver plans for and provides appropriate supervision.



- Caregiver is available to actively supervise and is not incapacitated, incarcerated, on vacation, absent from home and/or their whereabouts are known;
- Child's need for age appropriate supervision is being met;
- Child is left with responsible caregivers for supervision at all times when the primary caregiver is not available; and/or
- Caregiver has not suffered from trauma of recent assault or repeated incidents of violence that would prevent them from providing appropriate supervision or care.

11. Caregiver and/or household member safely manages conflict in relationships, without physical, emotional or sexual violence.



- Current relationships are healthy and caregivers are not prone to physical, verbal, angry, hostile, or uncontrolled outbursts; **NO** criminal history of violence or PFA orders;
 - Caregiver is able to **find healthy, non-violent or non-abusive resolutions to conflict**; **NO** report(s) of domestic violence have been made; **OR** child was not physically or emotionally harmed in the course of a domestic violence episode; **OR** child has not attempted to intervene during episodes of domestic violence;
- (more...)**



11. Caregiver and/or household member safely manages conflict in relationships, without physical, emotional or sexual violence. (cont.)

- Caregiver has not made threats of violence or retaliation and does not have a history of carrying out threats causing non-accidental abuse or fear that they will/could harm the child; and/or
- Severity and/or frequency of violence by a batterer towards the adult victim/caregiver have not escalated.


12. Caregiver meets immediate needs for food, safe shelter, hygiene, and clothing.

- The physical condition of the home does not include any hazardous conditions that may result in physical harm;
- Child's living arrangements are safe;
- Child maintains appropriate hygiene;
- Child is well nourished;
- Child has clothing appropriate for their age, size and the weather;
- Child is physically, mentally and emotionally healthy and is developing at a normal rate; and/or
- Family is willing to accept alternative housing arrangements as needed to ensure child safety.




13. Caregiver meets the child's behavioral, medical and/or special needs.

- Caregiver seeks physical and mental health treatment for the child when needed;
- Caregiver gives medications as prescribed;
- Caregiver seeks routine as well as emergency medical and dental treatment;
- Caregiver seeks help and support for children with suicidal ideations;
- Caregiver is knowledgeable about the child's special needs and adjusts their parenting to appropriately provide for the child; and/or
- Child behaves appropriately toward others in the household and does not pose a safety threat.



14. Family whereabouts are known; family allows access to child; no concern the family will flee.



- Caregiver allows the child to be seen and is forthcoming with the child's identity;
- Child receives all medical treatment as prescribed by hospital and/or other medical staff;
- There is **NO** history of avoidance and/or fleeing from authority;
- Caregiver provides information to the agency and allows access to the home; and/or
- Caregiver allows the child to go to school and/or have contact with people outside the family.

15. Child is willing to remain in their current living situation with the caregiver.



- Child does not express fear of their home, caregivers, household members or circumstances;
- Child does not exhibit severe anxiety related to their caregivers or situation; and/or
- Child does not fear retaliation or retribution.

16. **Other** (SPECIFY)

Safety Threat **OR** Protective Factor





If a Protective Factor is absent, even for one child, then it needs to be treated like a Safety Threat.

**There may be safety factors,
specific to the family situation,
and not already documented,
that mitigate a particular threat.**



SO...

STEP 2. For each:


threat to safety - present, or
protective factor - absent

mitigating protective factors, (if any)
should be identified and recorded.

For Example:

**“The current caretaker
has not harmed the
child”**

Would mitigate...



The fact that there is a
“NO” rating on:

**# 9: “Caregiver
acknowledges their
harmful behaviors
towards the child.”**

Example: Mitigating Safety Factor

Safety Assessment Worksheet

<p>Step 3. Determine the level safety for <u>each child</u> within the home. Indicate the safety decision by recording an S, C or U in the space provided for each child. Additional space has been provided to include the rationale behind each safety decision.</p>	Child(ren)'s Name(s):					<p>Note: If children are found to be Conditionally Safe there must be a Safety Plan. If a safety plan exists, this must also be documented in the case record. If the assessment requires no change to the safety decision or plan, this must also be documented in the case record as well as any changes.</p>
	Joseph					
Protective Factors	Y/N	Y/N	Y/N	Y/N	Y/N	
9. Caregiver acknowledges their harmful behaviors towards the child.	N					<i>Joseph is in foster care now. Joseph's Foster Parents have not harmed him.</i>
10. Caregiver plans for and provides appropriate supervision.	Y					---
11. Caregiver and/or household member safely manages conflict in relationships, without physical, emotional or sexual violence.	Y					---

**If no protective factor
mitigates the threat to safety,
write “NONE” in the area
provided.**

Exercise:

Think of some examples of Protective Factors that might mitigate:

- **One of the four Threats to Safety, if present.**
- **One of the eleven Protective Factors, if absent.**

(Work in pairs, each pair will be assigned a factor.)

2 minutes...



00:01:45...



00:01:30...



00:01:15...



00:01:00...



00:00:45...



00:00:30...



00:00:15...



Report:



Step 3. Safety Decision

On the basis of the Safety Assessment,
determine whether or not a child is:

safe,

conditionally safe or

unsafe

in their current living arrangement
(both in home and out of home).

A Safety Decision must include the existing safety threats and any operating protective factors that reduce the level of threat.



If a child is determined to be safe from abuse/neglect:

- There are no apparent safety threats present to the child.
- This safety decision would indicate that the child may remain safely in the home.
- No safety plan is required at this time.



If a child is determined to be conditionally safe from abuse/ neglect:

- The child may remain safe in this setting and be safe from abuse only if protective factors can be established and maintained.
- A safety plan must be developed.
- Without this safety plan, the child would be unsafe.



If a child is determined to be unsafe :

- One or more safety threats are present and protective factors cannot be determined or agreed upon to mitigate the identified safety threats.
- The child is not safe in the present setting and must be moved to an alternative setting.
- Arrangements for placement must be made immediately.



If a child is Unsafe,

efforts must be made to provide for the child's immediate safety while arrangements for placement can be made.



In Order of Restrictiveness:

- Emergency, Short Term Safety Planning
- Maintaining worker presence
- Emergency Protective Order
- Law Enforcement presence
- Police Protective Custody

Step 4. Safety Planning



Safety Plan: A written agreement that identifies the immediate steps that must be undertaken in order for a child to remain safe in the current living situation.


The Safety Plan must be...

CONCRETE



SPECIFIC 

MEASURABLE



The Safety Plan must be...

IMMEDIATE!




It may be necessary to have a short-term plan that can be in place until a longer-term plan can be implemented.

The Safety Plan must ...

include, for each step identified, at least one Responsible Person (and more as needed).



-  There must be **documentation** demonstrating that each **responsible person** is **willing and agrees to comply** with the safety plan.
- ✓ **Responsible persons recruited as safety resources must be clearable**
-  Get the **safety resource's address** and write it on the form so they may receive a copy of the plan.

EXERCISE:

**MITIGATING
SAFETY FACTOR**

-OR-

**SAFETY PLAN
STEP**



THAT IS THE QUESTION!

00:00:30...



AND THE ANSWER IS...

EXERCISE:

**MITIGATING
SAFETY FACTOR**

-OR-

**SAFETY PLAN
STEP**



THAT IS THE QUESTION!

00:00:30...



AND THE ANSWER IS...

EXERCISE:

**MITIGATING
SAFETY FACTOR**

-OR-

**SAFETY PLAN
STEP**



THAT IS THE QUESTION!

00:00:30...




AND THE ANSWER IS...

Mitigating Factor v. Safety Step


Mitigating Safety Factor

- *Already in Operation*
- *Independent Family Commitment*
- *Forms Basis of Safety Planning*



Safety Plan Step

- *Introduced*
- *Needs Monitoring*
- *Can become a Mitigating Factor at some point.*



A Safety Plan must be...

**newly developed whenever
information gathered suggests a
change in the child's safety or
compliance with the safety plan.**



A New Safety Plan must be...



approved by a Supervisor within twenty-four hours of development.

- By worker's own supervisor when possible.
- In the event that the worker's own supervisor is not available, another supervisor shall be consulted.
- If it is after hours, the PSU shall be contacted to assist in reaching the supervisor on call.

Existing safety plans

must be reviewed with the caregiver each time a safety assessment is documented.



କରମେ

**Documentation of
Safety Assessment
and Plan**

The results of the safety assessment, and safety decision are documented on the Safety Assessment Worksheet

(one page front and back)

Safety Assessment Worksheet

Family Name: _____ Date of Contact: _____
 Place of Contact: _____ Worker: _____

Child(ren)'s Name(s): _____

STEP 1	Child(ren)'s Name(s)	STEP 2
Consider every safety threat and protective factor for each child in the home. Mark 'Y' for Yes, 'N' for No in the appropriate column. Factor '8 - Other' may be used to identify additional protective factors OR safety threats.		For each threat present, or protective factor absent, determine if Protective Factor(s) are present that mitigate that threat. Write in what the protective factor is, the person associated with it, and how the protective factor mitigates the threat to safety. If there are no Protective Factors present, write "none".
Threats to Safety	Y/N	Y/N
1. There is a reasonable cause to suspect that an act of maltreatment has occurred.		
2. Child sexual abuse is suspected and circumstances suggest continued abuse is likely to occur.		
3. Caregiver and/or household member has threatened to harm the child.		
4. Caregiver has known history of child maltreatment or violence toward others.		
Protective Factors	Y/N	Y/N
5. Caregiver describes and acts positively toward child.		
6. Caregiver and/or household member abstains from drug or alcohol use, or uses alcohol or drugs responsibly.		
7. Caregiver and/or household member addresses their own mental and physical health as well as support needs.		
8. Caregiver provides a safe environment for the child.		

Risk Assessment Task Force - Safety Assessment Ad Hoc Committee

Safety Assessment Worksheet

STEP 3	Child(ren)'s Name(s)	Note: If children are found to be Conditionally Safe there must also be a Safety Plan. If a safety plan exists, this must also be documented in the case record. If the assessment requires no change to the safety decision or plan, this must also be documented in the case record as well as any changes.
Determine the level of safety for each child within the home. Indicate the safety decision by recording an S, C or U in the space provided for each child. Additional space has been provided to include the rationale behind each safety decision.		
Protective Factors	Y/N	Y/N
9. Caregiver acknowledges their harmful behaviors towards the child.		
10. Caregiver plans for and provides appropriate supervision.		
11. Caregiver and/or household member safely manages conflict in relationships without physical, emotional or sexual violence.		
12. Caregiver meets immediate needs for food, safe shelter, hygiene, and clothing.		
13. Caregiver meets the child's behavioral, medical and/or special needs.		
14. Family whereabouts are known, family always access to child; no concern the family will flee.		
15. Child is willing to remain in their current living situation with the caregiver.		
16. Other (describe specialty).		
Safety Determination: must be included in the case record for every contact.	S	C
Safe = S, Conditionally Safe = C, Unsafe = U		
Other facts/comments supporting above determination: _____		

Risk Assessment Task Force - Safety Assessment Ad Hoc Committee

A supervisor must sign a completed safety plan form, (whether the plan is new or existing) by the next business day.

- This should be done by the worker's own supervisor when possible.
- In the event that the worker's own supervisor is not available, another supervisor shall be asked to sign.



**The Supervisor will pass
the signed original of a new
Safety Assessment and Plan
to the designated clerical
worker.**

Copies will be made



**The plan must be sent
“in a timely manner”
to the “required parties”:**



- **The Family,**
- **Any Responsible Person(s),
including Private Providers.**

Worker will also receive a copy

**Every original Safety Assessment
and Plan shall be immediately
placed in the case file.**



THE BEGINNING

